





THE NYSC NATIONAL CV BANK IS THE LARGEST CV DATA BANK IN AFRICA. THAT IS THE FIRST PLACE ALL RECRUITERS GO TO WHEN SOURCING FOR GRADUATE CV'S. ENSURE YOUR CV & VIDEOCV FINDS A SPACE ON THE NATIONAL DATABANK.

FOR HELP: 24hrs CHAT-CHANNEL (WhatsApp): 07065245969 Tech/client team members eager to walk you through!

HOW TO CREATE (SHOOT) YOUR NYSC VIDEO AND SEND (video length: not more than 30 seconds)

BEFORE YOU START RECORDING, MAKE SURE YOUR PHONE/TABLET CAMERA QUALITY SETTING IS SET TO LOW (NOT HIGH). GO TO THE CAMERA SETTING ON YOUR DEVICE, TO REDUCE THE QUALITY BEFORE SHOOTING YOUR NYSC VIDEO. SO YOUR 20secs VIDEO WILL BE SMALL IN MEGABYTE SIZE, & EASY ENOUGH TO SEND VIA WHATSAPP OR EMAIL. TO AVOID INTERNET ISSUES, VIDEO SHOULD NOT EXCEED 14mb

- TO CREATE YOUR VIDEO, PLEASE FOLLOW THE UNDERLISTED RULES STRICTLY. VIDEOS THAT FALL SHORT OF EXPECTED STANDARDS WILL NOT BE EDITED & UPLOADED ON THE NATIONAL VIDEOCV LIBRARY.
- USE GOOD SMART-PHONES AND TABLETS ONLY.
- While capturing, hold the phone in Landscape format like this  (not portrait like this ) i.e horizontal not vertical, and capture for 30seconds only. 1 SECOND EXTRA WILL BE REJECTED!
- SPEAK VERY LOUD & CLEAR SO YOUR VOICE CAN BE HEARD IN YOUR 30seconds VIDEO RECORDING.
- VIDEO PROCEDURE: 1. Start with greeting/intro, say either Good day/hello/hi. My name is Halima Ngozi.
 2. Then explain why you're the preferred candidate. IN THREE (3) VERY SHORT SENTENCES.
 3. Before your 30secs runs out, close with either THANK YOU/THANK YOU FOR WATCHING/ THANK YOU FOR YOUR CONSIDERATION. DO NOT SAY "THANKS!"

IF YOU WANT A VIDEO EXAMPLE SENT TO YOU, AS A GUIDE. ASK US VIA THE NATIONAL CV BANK WHATSAPP HELPLINE.

TIP: WRITE DOWN YOUR 30SECS SPEECH ON A PAPER or LAPTOP, TO MEMORISE IT BEFORE ACTUAL RECORDING.

DO NOT READ FROM THE PAPER. MEMORISE (CRAM) YOUR SPEECH. DO NOT LOOK UP OR DOWN. LOOK STRAIGHT AT THE CAMERA

AN EXAMPLE

Hello. My name is Halima Ngozi.

I am a graduate of French education, from the University Of Ibadan, Oyo State, Nigeria.

My passion is teaching & impacting knowledge.

I have attended some professional training in classroom best practices, to sharpen my teaching skills.

I have also worked as a French speaking call-center agent.



I will be an immense addition to your team.

Thank you for your consideration. *Do not copy this speech, your 30secs video will be rejected!!!!*

- FOR ENTREPRENEURS, YOU SPEAK STRICTLY ABOUT YOUR BUSINESS/BUSINESS SKILLS AND YOUR PRODUCT/SERVICES IN YOUR VIDEO e.g FASHION DESIGNER, BAG MAKER etc. You can also HOLD/SHOW the product in the video while talking, if you so wish. (ENTREPRENEUR video length: not more than 30seconds)

Follow this steps:

BEFORE YOU START RECORDING, MAKE SURE YOUR PHONE/TABLET CAMERA QUALITY SETTING IS SET TO LOW (NOT HIGH). GO TO THE VIDEO CAMERA SETTING TO REDUCE THE QUALITY BEFORE RECORDING. SO YOUR 30secs VIDEO WILL BE SMALL IN MEGABYTE SIZE, & EASY TO SEND VIA WHATSAPP OR EMAIL.

1. Get a friend/family to hold phone for you while you speak (**NO SELFIE ALLOWED**). HE/SHE MUST HOLD THE PHONE IN LANDSCAPE POSITION  (NOT PORTRAIT ) i.e HOLD IT HORIZONTAL i.e TURN THE PHONE SIDEWAYS
2. Get your video background tidy and well lite-up with either artificial light or natural light (**unclear videos will be rejected**). **AS SIMPLE AS A NEATLY PAINTED WALL** or **OFFICE BACKGROUND** will do.
3. Only videos shot in tidy and formal looking environments, like the office or home living-room shall be accepted. **Bedroom, kitchen, bathroom and out-door backgrounds shall be rejected.**
4. Make sure the environment is **VERY** quiet (**noisy videos will be rejected**). **NO OUT-DOOR VIDEOS**
5. When shooting your video, make sure nothing untidy or distracting shows in the background.
6. Make sure phone is steady, (**shaky videos will be rejected**). Make sure nobody appears in your video background.
7. You can sit or stand. **CAPTURE FROM CHEST (WHERE THE NYSC CREST IS ON YOUR TSHIRT) UPTO YOUR HEAD.** **WAIST DOWN TO THE FEET SHOULD NOT APPEAR IN THE VIDEO. NYSC UNIFORM ONLY. CLEAN NYSC CRESTED VEST (compulsory), ironed jacket(optional). NO CAP! NO CAP! NO CAP! NO CAP!**
8. **LOOK YOUR VERY BEST.** Trim your hair & beard (male) & tidy your hair & look (female). No neck-chain or big ear-rings allowed. Your hair & makeup should be **FORMAL/OFFICIAL** (moderation is the key).
9. **Send one (1) video only.** Keep shooting & deleting, till you're satisfied with your video. Send only the best **ONE**
10. Corps members are allowed to shoot & send the videos in groups i.e 1 whatsapp number/phone can send multiple videos of different people, if they so which. **But each video sent via whatsapp or email, must have its required details attached, so the NYSC videocv can be identified. ANY VIDEOCV WITHOUT DETAILS ATTACHED TO IT WILL BE DISCARDED.**
11. **Save the best raw video in your phone,** and send to us **FOR EDITING** via **whatsapp: 07065245969** or **email: nyscvideocv@gmail.com** VIDEO SHOULD NOT EXCEED 14MB. Check before attempting to send!
12. **VERY IMPORTANT:** Alongside your video, send the following details: NAME, NYSC STATE-CODE, NYSC Local Govt, PHONE num, Course of study e.g HND Agricultural Science (include degree awarded e.g MBBS, BSc, BTech, HND, B.ED etc.), Higher Institution(s) attended & email Address.
FOR WHATSAPP USERS: SEND YOUR DETAILS SEPARATE FROM THE VIDEOS i.e DO NOT ATTACH THE DETAILS TO THE VIDEOS.
FOR HELP: CALL/WHATSAPP: 07065245969 OR GO TO YOUR LOCAL NYSC SAED DEPT, NATIONWIDE.

**** Each Video sent will be edited, processed into a VIDEOCV & uploaded on NYSC NATIONAL CV databank, for ALL RECRUITERS/INVESTORS to access for recruitment. You can download your videocv OR copy your video link & paste it on your regular CV for recruiters to watch it (if you wish) after we have uploaded it.**

IF YOU WANT A VIDEOCV EXAMPLE SENT TO YOU, AS A GUIDE. ASK US VIA THE 24hrs WHATSAPP CHAT-CHANNEL ABOVE.